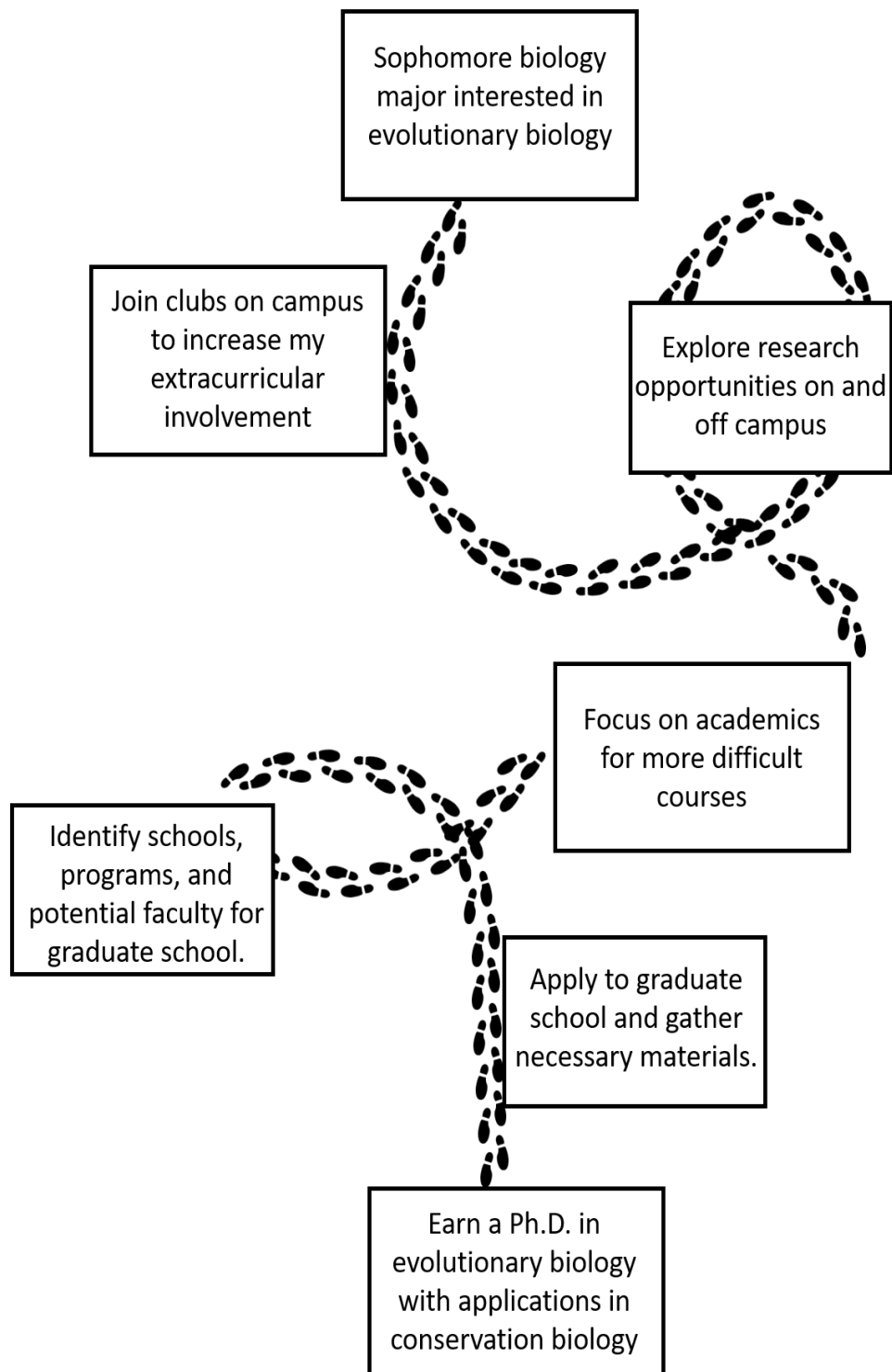


Introduction:


Navigating the process to graduate school can be a daunting process. By outlining a path to reach your goals, you can visualize the work it may take to reach them. Begin by placing your current position in the first box and your final goal in the last box. The steps in between will reflect milestones you need to complete in order to reach your goal. These milestones should also be achievable goals. Below is an example of what a goal trajectory could look like. Create your own trajectory on the back.

Take some time to reflect on the following list and then create your own path on the back of this page.

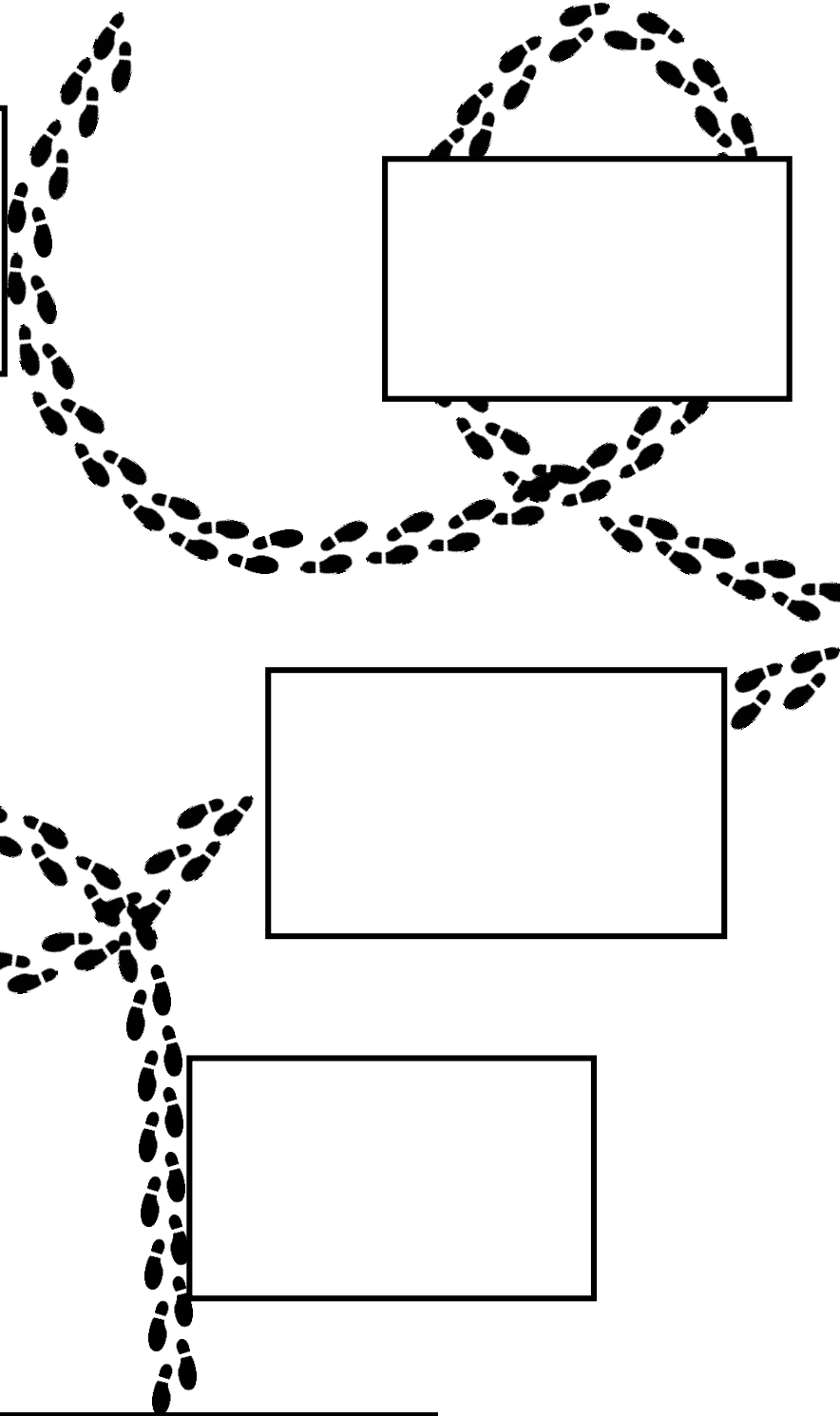
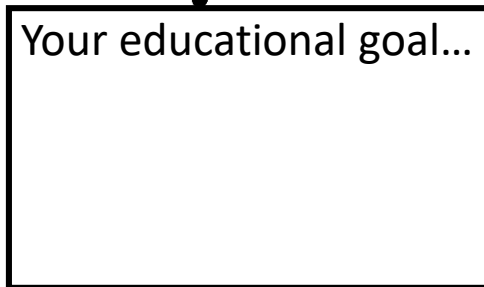
- Maintain Good Academic Standing
- Expanding Network
- Community Involvement
- Research Opportunities, Internships, Co-ops
- Leadership Opportunities
- Identify Standardized Exams
- Identify Graduate Programs of Interest



Where you are now...



Your educational goal...



PEER ADVISOR INSTRUCTIONS

1. Where you are now:

Help the student understand their current standing in school. Are they a freshman or senior? What major are they in? Is their current major different than the field they wish pursue? Each of these points are vital to building a path to graduate school.

2-6. Intermediary Goals:

The steps in between where the student is and where the student hopes to be help define attainable checkpoints that can be used to reach their goals. Checkpoints can be expanded into more specific goals at a later date.

7. Your educational goal:

This is where a student should place the degree they wish to attain.

